

Legend




- Turn Lane
- Potential Future Traffic Signal
- Existing Traffic Signal

NOTE: Left turn lanes to provide a minimum of 150 foot of vehicle storage
Left turn lane serving Rusch Park Entrance to provide 200 to 250 foot of vehicle storage



Figure 6.3
Auburn Boulevard Specific Plan Conceptual Access Control and Median Treatments -
Between Rollingwood Boulevard and Rusch Park Entrance

Legend

-  Turn Lane
-  Potential Future Traffic Signal
-  Existing Traffic Signal

NOTE: Left turn lanes to provide a minimum of 150 feet of vehicle storage
Left-turn lane serving Rusch Park Entrance to provide 200 to 250 feet of vehicle storage



Figure 6.4
Auburn Boulevard Specific Plan Conceptual Access Control and Median Treatments -
Between Rusch Park Entrance and Sycamore Drive